



**DM Limited**

**REPORT AND ACCOUNTS**

**FOR THE YEAR ENDED 31 DECEMBER 2023**

**DM Ltd**  
**CONTENTS**

	Page
The Board of Directors and Advisers	2
Directors' Report	3
Strategic Report	5
Accountant's Report	6
Consolidated Statement of Comprehensive Income	7
Consolidated Statement of Financial Position	8
Consolidated Statement of Changes in Equity	9
Consolidated Statement of Cash Flows	10
Notes to the Accounts	11
Company Financial Statements	23
Company Accountant's Report	24
Company Balance Sheet	25
Company Notes to the Accounts	26

**THE BOARD OF DIRECTORS**

**Adrian John Williams - Chairman**

Adrian studied Economics and Marketing at University before joining a computer software company in Ross on Wye in 1981. He then became Marketing Director of a fire protection company prior to leading a management buy-in of a toy and gift company in 1990. Adrian founded Strike Lucky Games Limited in 1993.

**Mark Winter - Finance Director**

Mark qualified as a chartered accountant with KPMG in 1992 and worked as a financial controller in several companies. He was finance director at Minerva International Holdings Limited from 1998 to 2001 and of Regency Group, part of South Staffordshire Group Ltd, from 2002 to 2003. Since then, he has been a principal at the financial consultancy, The FD & CFO Centre, where he has had experience of a range of roles including fast growing businesses. Mark was appointed a director of DM Ltd on 17<sup>th</sup> June 2005.

**ADVISERS**

**Solicitors**

Davies and Partners, 250 Aztec West, Park Avenue, Bristol, BS32 4TR

**Accountants**

Wildin (Accountants & Auditors) Limited, King's Buildings, Lydney, Gloucestershire, GL15 5HE

**Bankers**

Santander Business, Bridle Road, Liverpool, Merseyside, L30 4GB

***DM Limited***

*Registered in England and Wales under Company Number 4020844*

*Registered Office: Green Heys, Walford Road, Ross on Wye, Herefordshire, HR9 5DB*

**DIRECTORS' REPORT****Directors' report**

The directors present their annual report and the audited financial statements for the year ended 31 December 2023.

**Dividends**

No dividends were paid this year. The directors propose that no final dividend should be paid in respect of the year ended 31 December 2023.

**Directors**

The directors who served on the board during the year and their beneficial and non-beneficial interests in the issued share capital of the Company at the beginning and end of the financial year were as follows:

<b>All directors and their beneficial interests</b>	<b>Shareholding at 1 January 2023 Ordinary Shares of 1p each</b>	<b>Shareholding at 31 December 2023 Ordinary Shares of 1p each</b>	<b>% of Issued Share Capital at 31 December 2023</b>
A J Williams	163,334,094	163,334,094	100%
M Winter	-	-	

**Directors' responsibilities statement**

The directors are responsible for preparing the directors' report and the financial statements in accordance with applicable law and regulations.

Company law requires the directors to prepare financial statements for each financial year. Under that law the directors have elected to prepare the group financial statements in accordance with International Financial Reporting Standards as adopted by the European Union and to prepare the parent company financial statements in accordance with United Kingdom Generally Accepted Accounting Practice (United Kingdom Accounting Standards and applicable law). Under company law the directors must not approve the financial statements unless they are satisfied that they give a true and fair view of the state of affairs of the company and the group and of the profit or loss of the group for that period.

In preparing these financial statements the directors are required to:

- select suitable accounting policies and then apply them consistently;
- make judgments and accounting estimates that are reasonable and prudent;
- state whether the group financial statements have been prepared in accordance with IFRSs as adopted by the European Union, subject to any material departures disclosed and explained in the financial statements;
- prepare the financial statements on the going concern basis unless it is inappropriate to presume that the company and the group will continue in business.

The directors are responsible for keeping adequate accounting records that are sufficient to show and explain the company's transactions, to disclose with reasonable accuracy at any time the financial position of the company and to enable them to ensure that the financial statements comply with the Companies Act 2006. They are also responsible for safeguarding the assets of the company and the group and hence for taking reasonable steps for the prevention and detection of fraud and other irregularities.

**DIRECTORS' REPORT (continued)**

Certain required information is not shown in the directors' report as it is shown in the strategic report instead under s414C(11) of the Companies Act.

By order of the board

A handwritten signature in black ink, appearing to read 'A J Williams', written over a faint horizontal line.

**A J Williams**  
**Chairman**

3<sup>rd</sup> September 2024

## STRATEGIC REPORT

### Principal activities

The principal activities of the group during the year were database management, lead generation and investment in UK equities.

### Business review and future developments

Our group continues to benefit from a continuing focus on compliance by our larger customers and we have more contracts with Blue Chip companies to supply their data and lead generation needs than ever. We expect to continue to grow our share of larger company sales.

Turnover has decreased by 23% to £7,110k (2022: £9,257k) and the operating loss this year is £808k (2022: operating profit of £647k) with a profit before tax of £159k (2022: £222k).

Our investment activities in UK equities have generated dividend income of £76k and there was a recognisable capital value gain of £890k in the year. The long-term success of our equity investments is a significant factor in the group's continuing strong net cash position. The net cash surplus, after deducting any bank debt from the group's total cash, plus realisable financial investments held at fair value increased slightly to a combined total of £4,080k (2022: £4,030k). Pre-tax profit has reduced to a profit of £159k (2022: £222k).

### Risks and uncertainties

The challenging environment created by the Government's reaction to the Covid 19 pandemic and its aftermath was managed successfully largely by the ability of key workers to work from home. During 2022 and 2023 most of our employees were back working in the office for at least part of the week accompanied by the implementation of additional safe working practices.

Business risk may arise from legislative changes and this situation is constantly under review.

Other major risks include leakage of database details and cyber attacks. The group has this risk constantly under review and has all the latest versions of all relevant protections in place.


### Liquidity, interest rate and cash flow risk

The directors do not consider credit or currency risk to be significant given the group's pattern of trading in this market. The group has not used any financial hedges.

The company places any surplus cash on short term deposits or in publicly traded investments.

### KPIs

The price and volume of data and lead generation products are the key drivers for gross profit.



**A J Williams**  
Chairman

3<sup>rd</sup> September 2024

## INDEPENDENT ACCOUNTANT'S REVIEW REPORT

We have reviewed the financial statements of DM Ltd for the year ended 31st December 2023, which comprise the Statement of Comprehensive Income, Balance Sheet, Statement of Changes in Equity and the related notes 1 to 24. The financial reporting framework that has been applied in their preparation is applicable law and United Kingdom Accounting Standards (United Kingdom Generally Accepted Accounting Practice), including Financial Reporting Standard 102 'The Financial Reporting Standard applicable in the UK and Republic of Ireland'.

This report is made solely to the company's directors, as a body, in accordance with our terms of engagement. Our review has been undertaken so that we might state to the directors those matters that we have agreed with them in our engagement letter and for no other purpose. To the fullest extent permitted by law, we do not accept or assume responsibility to anyone other than the company and the company's directors as a body for our work, for this report or the conclusions we have formed.

### **Directors' responsibility for the financial statements**

As explained more fully in the Directors' Responsibilities Statement set out on page three, the directors are responsible for the preparation of the financial statements and for being satisfied that they give a true and fair view.

### **Accountants' responsibility**

Our responsibility is to express a conclusion based on our review of the financial statements. We conducted our review in accordance with International Standard on Review Engagements (ISRE) 2400 (Revised), 'Engagements to review historical financial statements'. ISRE 2400 also requires us to comply with the ACCA code of ethics.

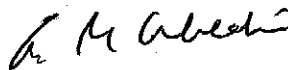
### **Scope of the assurance review**

A review of financial statements in accordance with ISRE 2400 (Revised) is a limited assurance engagement. We have performed additional procedures to those required under a compilation engagement. These primarily consist of making enquiries of management and others within the entity, as appropriate, applying analytical procedures and evaluating the evidence obtained. The procedures performed in a review are substantially less than those performed in an audit conducted in accordance with International Standards on Auditing (UK and Ireland). Accordingly, we do not express an audit opinion on these financial statements.

### **Conclusion**

Based on our review, nothing has come to our attention that causes us to believe that the financial statements have not been prepared:

- so as to give a true and fair view of the state of the company's affairs as at 31st December 2023 and of its profit for the year then ended;
- in accordance with United Kingdom Generally Accepted Accounting Practice, including Financial Reporting Standard 102 'The Financial Reporting Standard applicable in the UK and Republic of Ireland'; and
- in accordance with the requirements of the Companies Act 2006.



**Graham Wildin**  
For and on behalf of Wildin (Accountants & Auditors) Limited

Lydney, UK  
3<sup>rd</sup> September 2024

**CONSOLIDATED STATEMENT OF COMPREHENSIVE INCOME  
FOR THE YEAR ENDED 31 DECEMBER 2023**

	Notes	Group 2023 £'000	Group 2022 £'000
<b>Continuing Operations</b>			
Revenue	5	7,110	9,257
Cost of sales		4,127	5,158
<b>Gross Profit</b>		<u>2,983</u>	<u>4,099</u>
Administrative expense		(3,791)	(3,452)
<b>Operating (Loss)/Profit</b>		<u>(808)</u>	<u>647</u>
Investment income – gain/(loss) on equity investments		890	(464)
Finance income – dividends from investments		76	42
Finance costs	8	(1)	(3)
<b>Profit/(Loss) Before Tax</b>		159	222
Income tax credit/(expense)	9	(251)	82
<b>Profit/ (Loss)</b>		<u>(92)</u>	<u>304</u>
Profit/(Loss) for the year attributable to:			
Owners of the parent		(41)	280
Non-controlling interest		(51)	24
		<u>(92)</u>	<u>304</u>

There are no other items of comprehensive income for the year other than the profit attributable to equity holders of the parent.

The notes on pages 11 to 22 form an integral part of these accounts.



**DM Ltd**  
Company Number 4020844  
**CONSOLIDATED STATEMENT OF FINANCIAL POSITION**  
**AS AT 31 DECEMBER 2023**

	Notes	Group 2023 £'000	Group 2022 £'000
<b>Assets</b>			
<b>Non-current assets</b>			
Property, plant and equipment	10	141	144
Goodwill	11	3,303	3,303
Other intangible assets	12	43	47
		<u>3,487</u>	<u>3,494</u>
<b>Current assets</b>			
Inventories	13	-	-
Trade and other receivables	14	1,868	1,556
Financial assets at fair value through profit or loss	15	3,735	2,304
Cash and cash equivalents	15	345	1,726
		<u>5,948</u>	<u>5,586</u>
<b>Total assets</b>		<b>9,435</b>	<b>9,080</b>
<b>Liabilities</b>			
<b>Current liabilities</b>			
Trade and other payables	16	(1,867)	(1,671)
		<u>(1,867)</u>	<u>(1,671)</u>
<b>Assets less current liabilities</b>		<u>7,568</u>	<u>7,409</u>
<b>Non-current liabilities</b>			
Deferred tax asset/(liability)	17	(102)	149
		<u>(102)</u>	<u>149</u>
<b>Net assets</b>		<u>7,466</u>	<u>7,558</u>
<b>Equity attributable to equity holders of the parent</b>			
Ordinary shares	18	1,633	1,633
Capital redemption reserve		46	46
Merger reserve		(3,108)	(3,108)
Share premium		3,685	3,685
Non-controlling interest		19	70
Retained earnings		5,191	5,232
<b>Total equity</b>		<u>7,466</u>	<u>7,558</u>

For the financial year ended 31<sup>st</sup> December 2023 the company was entitled to exemption under s477 of the Companies Act 2006 relating to small companies.

No members have required the company to obtain an audit of its accounts for the year ended 31<sup>st</sup> December 2023 in accordance with section 476 of the Companies Act 2006.

The directors acknowledge their responsibility for complying with the requirements of the Act with respect to accounting records and for the preparation of accounts.

These accounts have been prepared in accordance with the provisions applicable to companies subject to the small companies' regime.

  
A.J. Williams  
Chairman

The notes on pages 11 to 22 form an integral part of these accounts.

**CONSOLIDATED STATEMENT OF CHANGES IN EQUITY  
FOR THE YEAR ENDED 31 DECEMBER 2023**

**Attributable to equity holders of the parent**

Group	Ordinary Shares	Capital Redemption Reserve	Merger Reserve	Share Premium	Non- controlling interest	Retained Earnings	Total
	£'000	£'000	£'000	£'000	£'000	£'000	£'000
<b>Balance at 1 January 2022</b>	1,633	46	(3,108)	3,685	46	4,952	7,254
<b>Changes in equity for 2021</b>							
Creation of non-controlling interest	-	-	-	-	-	-	-
Total comprehensive income for the year	-	-	-	-	24	280	304
<b>Balance at 31 December 2022</b>	1,633	46	(3,108)	3,685	70	5,232	7,558
<b>Changes in equity for 2022</b>							
Creation of non-controlling interest	-	-	-	-	-	-	-
Total comprehensive income for the year	-	-	-	-	(51)	(41)	(92)
<b>Balance at 31 December 2023</b>	1,633	46	(3,108)	3,685	19	5,191	7,466

**Share capital**

- The share capital account includes the nominal value for all shares issued and outstanding.

**Share premium**

- The share premium account comprises the premium over nominal value on issued shares. The use of this reserve is restricted by the Companies Act 2006.

**Merger reserve**

- The excess of the fair value over nominal value of shares issued by the Company for the acquisition of businesses is credited to the merger reserve. This is in accordance with S610 of the Companies Act 2006.

**Capital redemption reserve**

- The capital redemption reserve records shares purchased and then cancelled by the Company.

**Retained earnings**

- The retained earnings reserve includes the accumulated profits and losses arising from the Consolidated Income Statement and certain items from the Statement of Changes in Equity attributable to equity shareholders net of distributions to shareholders.

**Non-controlling interests**

- This represents the consolidated equity which is not attributable to the owners of the parent.

The notes on pages 11 to 22 form an integral part of these accounts.

DM Ltd

CONSOLIDATED STATEMENT OF CASH FLOWS  
FOR THE YEAR ENDED 31 DECEMBER 2023

	Notes	Group 2023 £'000	Group 2022 £'000
<b>Cash flows from operating activities</b>			
Profit/(loss) before taxation		159	222
Adjustments for:			
Depreciation and amortisation		46	47
Investment (income)/loss		(890)	464
Finance income		(76)	(42)
Finance costs		1	3
Loss on disposal of property, plant and equipment		-	-
(Increase)/decrease in trade and other receivables		(312)	(223)
Decrease in inventories		-	-
(Decrease)/increase in trade and other payables		238	(220)
Cash generated from operations		<u>(834)</u>	<u>251</u>
Interest and dividends received		(1)	(3)
Interest received/(paid)		76	42
Income taxes received/(paid)		(42)	137
<i>Net cash from operating activities</i>		<u>(801)</u>	<u>427</u>
<b>Cash flows from investing activities</b>			
Purchase of property, plant and equipment		(20)	(2)
Purchase of intangible assets		(19)	-
Sale of property, plant and equipment		-	-
Sale of investments at fair value		461	-
Purchase of investments at fair value		(1,002)	(1,864)
Investment to acquire new subsidiary, net of cash acquired		-	-
<i>Net cash used in investing activities</i>		<u>(580)</u>	<u>(1,866)</u>
<b>Cash flows from financing activities</b>			
Issue of ordinary shares		-	-
<i>Net cash used in financing activities</i>		<u>-</u>	<u>-</u>
<b>Net (decrease)/increase in cash and cash equivalents</b>		<b>(1,381)</b>	<b>(1,439)</b>
<b>Cash and cash equivalents at beginning of year</b>		<b>1,726</b>	<b>3165</b>
<b>Cash and cash equivalents at end of year</b>	<b>15</b>	<b><u>345</u></b>	<b><u>1,726</u></b>

The notes on pages 11 to 22 form an integral part of these accounts.

**NOTES TO THE ACCOUNTS  
FOR THE YEAR ENDED 31 DECEMBER 2023**

**ACCOUNTING POLICIES**

The principal accounting policies applied in the preparation of these financial statements are set out below. These policies have been applied consistently to all the years presented, unless otherwise stated.

**1. Basis of presentation**

The consolidated financial statements of DM Ltd have been prepared in accordance with the 'International Financial Reporting Standard for Small and Medium-sized Entities' (IFRS for SMEs). They have been prepared under the historical cost convention, as modified by the revaluation of investment property, biological assets and derivative financial instruments at fair value.

The preparation of financial statements in conformity with IFRS for SMEs requires the use of certain critical accounting estimates. It also requires management to exercise its judgement in the process of applying the group's accounting policies. Areas involving a higher degree of judgement or complexity, or areas where assumptions and estimations are significant to the financial statements are disclosed in note 3.

**1.1 Adoption of standards effective in 2023**

The directors have reviewed each of the new standards, interpretations and amendments effective for the first time from 1 January 2023, none have had a material effect on the financial statements.

**1.2 Recent accounting developments**

The financial statements are prepared in accordance with International Financial Reporting Standards and Interpretations in force at the reporting date. The company has not adopted any standards or interpretations in advance of the required implementation dates. It is not expected that adoption of standards or interpretations which have been issued by the International Accounting Standards Board but have not been adopted will have a material impact on the financial statements.

**2. ACCOUNTING POLICIES****2.1 Consolidation**

Subsidiaries are all entities over which the group has the power to govern the financial and operating policies so as to obtain benefit from their activities. Subsidiaries are fully consolidated from the date on which control is transferred until the date that the control ceases.

The purchase method of accounting is used to account for the acquisition of subsidiaries by the group.

Inter-company transactions, balances and unrealised transactions between group companies are eliminated.

**2.2 Goodwill**

Goodwill on acquisitions comprises the excess of the fair value of the consideration plus any associated costs for investments in subsidiary undertakings over the fair value of the net identifiable assets acquired. Adjustments are made to fair values to bring the accounting policies of acquired businesses into alignment with those of the group. The costs of integrating and reorganising acquired businesses are charged to the post acquisition income statement.

Goodwill is carried at cost less accumulated impairment losses. Goodwill is tested for impairment annually. Gains and losses on the disposal of an entity include the carrying amount of goodwill relating to the entity sold.

**2.3 Other intangible assets**

Other intangible assets are shown at historical cost less accumulated amortisation and impairment losses.

Amortisation is charged to profit or loss on a straight-line basis over the estimated useful lives of the intangible asset unless such lives are indefinite. Intangible assets with an indefinite useful life are tested for impairment at each balance sheet date. Other intangible assets are amortised from the date they are available for use. The useful lives are as follows:

- Lists/databases – 2 - 5 years

Amortisation periods and methods are reviewed annually and adjusted if appropriate.

**NOTES TO THE ACCOUNTS (continued)  
FOR THE YEAR ENDED 31 DECEMBER 2023**

**ACCOUNTING POLICIES (continued)****2.4 Property, plant and equipment**

All property, plant and equipment assets are stated at cost less accumulated depreciation.

Depreciation of property, plant and equipment is provided to write off the cost, less residual value, on a reducing balance basis over the estimated useful life, as follows:

- Fixtures and fittings – 10%-25% reducing balance
- Computer equipment – 25% reducing balance
- Motor cars – 25% reducing balance

Residual values, remaining useful lives and depreciation methods are reviewed annually and adjusted if appropriate.

Gains or losses on disposal are included in profit or loss.

**2.5 Impairment of assets**

The group assesses annually whether there is any indication that any of its assets have been impaired. If such indication exists, the asset's recoverable amount is estimated and compared to its carrying value.

For goodwill, intangible assets that have an indefinite life and intangible assets not yet available for use, the recoverable amount is estimated at each balance sheet date and whenever there is an indication of impairment.

An impairment loss is recognised for the amount by which the asset's carrying amount exceeds its recoverable amount. Impairment losses are recognised in the profit or loss.

**2.6 Financial instruments**

The group classifies financial instruments, or their component parts, on initial recognition as a financial asset, a financial liability or an equity instrument in accordance with the substance of the contractual arrangement.

Financial instruments are recognised on the balance sheet at fair value when the group becomes a party to the contractual provisions of the instrument.

**2.6.1 Trade receivables**

Trade receivables are stated at their amortised cost as reduced by appropriate allowances for estimated irrecoverable amounts. They are recognised on the trade date of the related transactions.

**2.6.2 Trade payables**

Trade payables are stated at their amortised cost. They are recognised on the trade date of the related transactions.

**2.6.3 Interest-bearing borrowings**

Interest-bearing borrowings are recognised initially at fair value less attributable transaction costs.

Subsequent to initial recognition, interest-bearing borrowings are stated at amortised cost with any difference between cost and redemption value being recognised in the profit or loss over the period of the borrowings on an effective interest rate basis.

**2.7 Retirement benefit**

Contributions to defined contribution plans are recognised as an expense as the contributions are paid.

**2.8 Revenue**

Revenue comprises sales and services to external customers (excluding VAT and other sales taxes). Consideration received from customers is only recorded as revenue to the extent that the group has performed its contractual obligations in respect of that consideration.

**NOTES TO THE ACCOUNTS (continued)  
FOR THE YEAR ENDED 31 DECEMBER 2023**

**ACCOUNTING POLICIES (continued)**

**2.9 Government Grants Policy**

Grants from the government are recognised at their fair value in profit and loss where there is a reasonable assurance that the grant will be received and the group has complied with all attached conditions. Grants received where the group has yet to comply with all attached conditions are recognised as a liability (and included in deferred income within trade and other payables) and released to income when all attached conditions have been complied with. Government grants received are included in 'other income' in the Consolidated Statement of Comprehensive Income.

**2.10 Inventories**

Inventories are valued at the lower of cost and net realisable value on a first-in-first out basis. Cost comprises purchase cost of goods, direct labour and those overheads related to manufacture and distribution based on normal activity levels.

**2.11 Leases**

Payments made under operating leases are recognised in the income statement on a straight-line basis over the term of the lease. Benefits received as an incentive to sign a lease, whatever form they may take, are credited to the income statement on a straight-line basis over the lease term.

**2.12 Deferred taxation**

Deferred tax is provided in full using the balance sheet liability method. Deferred tax is the future tax consequences of temporary differences between the carrying amounts and tax bases of assets and liabilities shown on the balance sheet. Deferred tax assets and liabilities are not recognised if they arise in the following situations: the initial recognition of goodwill; or the initial recognition of assets and liabilities that affect neither accounting nor taxable profit. The amount of deferred tax provided is based on the expected manner of recovery or settlement of the carrying amount of assets and liabilities, using tax rates enacted or substantially enacted at the statement of financial position date.

The group does not recognise deferred tax liabilities, or deferred tax assets, on temporary differences associated with investments in subsidiaries, joint ventures and associates as it is not considered probable that the temporary differences will reverse in the foreseeable future. It is the group's policy to reinvest undistributed profits arising in group companies.

A deferred tax asset is recognised only to the extent that it is probable that future taxable profits will be available against which the asset can be utilised. The carrying amount of the deferred tax assets are reviewed at each balance sheet date and reduced to the extent that it is no longer probable that sufficient taxable profit will be available to allow all or part of the asset to be recovered.

**2.13 Provisions**

Provisions are recognised in the statement of financial position when there is a present legal or constructive obligation because of a past event, and it is probable that an outflow of economic benefits will be required to settle the obligation.

**2.14 Cash and cash equivalents**

Cash includes cash in hand and balances with banks net of outstanding bank overdrafts. Bank overdrafts are presented within Borrowings in the statement of financial position.

**2.15 Financial assets at fair value**

Financial assets at fair value contain investments in tradeable shares and investments in money market instruments. The fair value of all financial assets is determined using level inputs.

**3. Accounting estimates and judgements**

The estimates and judgements that have a significant risk of causing a material adjustment to the carrying amounts of assets and liabilities within the next financial year are as follows:

**NOTES TO THE ACCOUNTS (continued)**  
**FOR THE YEAR ENDED 31 DECEMBER 2023**

**ACCOUNTING POLICIES (continued)**

**3.1 Key sources of estimation uncertainty**

Key assumptions have been made in the following area when preparing the group accounts:

**Goodwill** - Goodwill is tested for impairment annually. The recoverable amounts of cash generating units have been estimated based on value in use calculations. These calculations require the use of estimates (see note 11). If the discount rate used to assess the recoverable amount was to be increased by 1% then there would be no impact on impairment.

**Economic life of databases** – The economic life of a database affects the amortisation charge and therefore the reported profit. The view of the board is that small databases with a limited number of variables per individual have a useful life of two years or, in some cases, less than one year in which case the cost of the database is expensed. Larger databases where there is a greater range of data per individual have a useful life of up to five years. In both cases the judgement is based on extensive market experience. If the economic life of the large databases had been reduced by one year then the effect on the profit before tax this year would have been a reduction of £23k.

**4. SEGMENT REPORTING**

All DM's business activities relate to the recruitment to, maintenance of and monetisation of databases. Therefore, the business is managed by the chief operating decision maker ("CODM") as one business segment. The CODM receives reports at consolidated level and uses those to assess business performance. It is not possible to assess performance properly using the financial information collected at the subsidiary level because data generated by one subsidiary may be shared within the group database structure, (insofar as this complies with all relevant legislation), without charging other subsidiaries. Subsidiary level information is only used by the CODM as drill down information and it is not used to determine allocation of resources.

Turnover arises in the UK, Europe and USA. The amount arising outside the UK is £218k (2022: £119k). All turnover relates to the monetisation of databases.

**5. REVENUE**

	<b>2023</b>	<b>2022</b>
	<b>£'000</b>	<b>£'000</b>
The group's revenue comprises:		
Customer recruitment and database management	<b>7,110</b>	<b>9,257</b>

**6. OPERATING PROFIT**

	<b>2023</b>	<b>2022</b>
	<b>£'000</b>	<b>£'000</b>
Group operating profit for the year is stated after the following:		
Exchange losses	-	12
Staff costs	<b>2,708</b>	2,872
Depreciation of property, plant and equipment	<b>23</b>	26
Amortisation of other intangible assets	<b>23</b>	22
Loss on disposal of property, plant and equipment	-	-
Operating lease expense – land and buildings	<b>181</b>	<b>(87)</b>

**NOTES TO THE ACCOUNTS (continued)**  
**FOR THE YEAR ENDED 31 DECEMBER 2023**

**7. STAFF COSTS**

	2023	2022
	£'000	£'000
<b>Staff costs comprised:</b>		
Wages and salaries	2,442	2,547
Social security costs	266	265
Pension scheme contributions (direct contribution)	50	60
	<u>2,758</u>	<u>2,872</u>
<b>The number of employees can be categorised as follows:</b>		
	<b>Number</b>	<b>Number</b>
Directors	2	2
Administration	40	41
	<u>42</u>	<u>43</u>

**8. FINANCE COSTS**

	2023	2022
	£'000	£'000
Interest and charges paid on borrowings	1	3

**9. INCOME TAX EXPENSE**

	2023	2022
	£'000	£'000
Current tax:		
UK corporation tax charge/(credit)	-	42
Deferred tax (credit)/charge	251	(124)
	<u>251</u>	<u>(82)</u>

Corporation tax is calculated at 25% (2022: 25%) of the estimated assessable profit for the year.

The tax charge for the year can be reconciled to the profit for the year as follows:

	2023	2022
	£'000	£'000
Profit/(loss) before tax	159	222
UK standard rate tax expense/(credit)	40	55
Tax repayment re losses unclaimed and carried forward	238	-
Tax repayment re losses brought forward	-	(137)
Taxes offset by group relief	(27)	-
Tax repayment from R&D tax credits	-	-
Timing differences	(251)	124
Tax (credit)/charge	<u>-</u>	<u>42</u>



**NOTES TO THE ACCOUNTS (continued)**  
**FOR THE YEAR ENDED 31 DECEMBER 2023**

**10. PROPERTY, PLANT AND EQUIPMENT**

	<b>Motor vehicles</b>	<b>Property, plant and equipment</b>	<b>Total</b>
	<b>£'000</b>	<b>£'000</b>	<b>£'000</b>
<b>Cost</b>			
Opening cost at 1 January 2022	7	636	643
Additions	-	2	2
Disposals	-	-	-
Opening cost at 1 January 2023	<u>7</u>	<u>638</u>	<u>645</u>
Additions	-	20	20
Disposals	-	-	-
<b>Closing cost at 31 December 2023</b>	<u><b>7</b></u>	<u><b>658</b></u>	<u><b>665</b></u>
<b>Accumulated depreciation</b>			
Opening balance at 1 January 2022	7	468	475
Depreciation	-	26	26
Disposals	-	-	-
Opening balance at 1 January 2023	<u>7</u>	<u>494</u>	<u>501</u>
Depreciation	-	-	-
Disposals	-	23	23
<b>Closing balance at 31 December 2023</b>	<u><b>7</b></u>	<u><b>517</b></u>	<u><b>524</b></u>
Carrying value at 31 December 2022	<u>-</u>	<u>144</u>	<u>144</u>
<b>Carrying value at 31 December 2023</b>	<u><b>-</b></u>	<u><b>141</b></u>	<u><b>141</b></u>

**NOTES TO THE ACCOUNTS (continued)  
FOR THE YEAR ENDED 31 DECEMBER 2023**

**11. GOODWILL**

	<b>£'000</b>
<b>Cost</b>	
Cost at 1 January 2022	14,273
Additions	-
Cost at 1 January 2023	14,273
<b>Closing cost at 31 December 2023</b>	<b>14,273</b>
<b>Accumulated impairment</b>	
Opening balance at 1 January 2022	10,970
Impairment in 2022	-
Opening balance at 1 January 2023	10,970
Impairment loss in 2023	-
<b>Closing balance at 31 December 2023</b>	<b>10,970</b>
<b>Opening carrying value at 1 January 2022</b>	<b>3,303</b>
Opening carrying value at 1 January 2023	3,303
Additions	-
Closing carrying value at 31 December 2023	<b>3,303</b>

The directors carried out an impairment review of the carrying value of intangible fixed assets in accordance with the accounting policies stated in note 2. At 31 December 2023, in the opinion of the directors, the current and longer term projected EBITDA levels are sufficient to support the carrying value of goodwill in the accounts.

The recoverable amounts of the income generating units are determined from value in use calculations, derived from the present value of future cash flows generated by these units. There are a number of assumptions and estimates involved in calculating the present value of future cash flows, including, but not restricted to the following:

- Growth rates applied to EBITDA used as the basis for future cash flows;
- The period for which future cash flows are considered from the balance sheet date; and
- The discount rate applied to the cash flows to calculate their present value.

Although the directors are satisfied that the assumptions used are appropriate to the current circumstances of the company, changes to these key assumptions or estimates could significantly affect the result of the impairment calculation. Management estimates discount rates using pre-tax rates that reflect the current market assessments of the time value of money and the risks specific to the business. The growth rates after the budget period are based on GDP and market trend rates and have been assumed to be zero in the impairment review.

The company prepares pre-tax cash flow forecasts derived from assuming a steady state for market conditions. The rate used to discount the forecast pre-tax cash flows was 7% and represents management's current best estimate of the weighted average cost of capital in each of the years for which cash forecasts have been discounted. The time period for which future cash flows are included in the impairment review is ten years.

The carrying amount of goodwill comprises £2,194k relating to the trade carried out by Data Locator Group Limited, £1,059k relating to the trade carried out by Accolade Publishing Limited and £50k for the trade carried out by Transactis 2017 Ltd. The goodwill assessment was made on the basis that DLG and Accolade have been treated as one CGU.

**NOTES TO THE ACCOUNTS (continued)**  
**FOR THE YEAR ENDED 31 DECEMBER 2023**

**12. OTHER INTANGIBLE ASSETS**

	<b>Data Lists</b>
<b>Cost</b>	<b>£'000</b>
Opening cost at 1 January 2022	1,400
Additions	-
Opening cost at 1 January 2023	1,400
Additions	19
<b>Closing cost at 31 December 2023</b>	<b>1,419</b>
<b>Accumulated Amortisation</b>	
Opening balance at 1 January 2022	1,332
Amortisation	21
Opening balance at 1 January 2023	1,353
Amortisation	23
<b>Closing balance at 31 December 2023</b>	<b>1,376</b>
Opening carrying value at 1 January 2022	68
Opening carrying value at 1 January 2023	47
<b>Closing carrying value at 31 December 2023</b>	<b>43</b>

**13. INVENTORIES**

	<b>2023</b>	<b>2022</b>
	<b>£'000</b>	<b>£'000</b>
Finished goods	-	-

**14. TRADE AND OTHER RECEIVABLES**

	<b>2023</b>	<b>2022</b>
	<b>£'000</b>	<b>£'000</b>
Prepayments and Other Debtors	279	488
Accrued income	3	123
Related party receivables (note 21)	-	-
Trade receivables	1,586	945
	<b>1,868</b>	<b>1,556</b>

Trade receivables are stated net of provisions of £168k (2022: £153k).

**Provision for doubtful debts:**

	<b>2023</b>	<b>2022</b>
	<b>£'000</b>	<b>£'000</b>
Opening balance	153	146
Bad debts provided for now written off	(32)	(90)
New and increased doubtful debts provision	47	97
<b>Closing balance</b>	<b>168</b>	<b>153</b>

Trade receivables are aged as follows: -

**Not impaired but past due by the following periods**

	<b>Current</b>	<b>30 days or less</b>	<b>Between 31 and 60 days</b>	<b>Between 61 and 90 days</b>	<b>More than 90 days</b>	<b>Total carrying amount</b>
	£'000	£'000	£'000	£'000	£'000	£'000
<b>2023</b>	874	712	0	0	0	<b>1,586</b>
<b>2022</b>	529	398	9	3	6	<b>945</b>

**NOTES TO THE ACCOUNTS (continued)**  
**FOR THE YEAR ENDED 31 DECEMBER 2023**

**15. CASH, CASH EQUIVALENTS AND FINANCIAL ASSETS AT FAIR VALUE**

	2023	2022
	£'000	£'000
Cash and cash equivalents	345	1,726
Financial assets at fair value – Equity securities - UK	3,735	2,304

Financial assets at fair value through profit or loss are presented within 'operating activities' as part of changes in working capital in the statement of cash flows.

Changes in fair values of financial assets at fair value through profit or loss are recorded in 'finance income' in the statement of comprehensive income.

The fair value of all equity securities is based on their current bid prices in an active market.

**16. TRADE AND OTHER PAYABLES**

	2023	2022
	£'000	£'000
Accrued expenses	1,640	1,447
Owed to related parties (note 21)	-	-
Trade payables	227	224
	<u>1,867</u>	<u>1,671</u>

**17. DEFERRED TAX**

	Accelerated Capital Allowances £'000
<b>Deferred tax liabilities:</b>	
Balance at 1 January 2022	(25)
Charge/(credit) recognised in the income statement	(124)
Balance at 1 January 2023	<u>(149)</u>
Charge/(credit) recognised in the income statement	251
<b>Balance at 31 December 2023</b>	<u><b>102</b></u>

**18. ORDINARY SHARES**

	2023	2022
	£'000	£'000
<b>Issued and fully paid for</b>		
Ordinary shares of 1p each (163,334,094 Ordinary shares of 1p each)	<u>1,633</u>	<u>1,633</u>
Reconciliation of the number of shares outstanding:		
Opening balance	163,334,094	163,334,094
Shares issued/(repurchased)	-	-
Closing balance	<u>163,334,094</u>	<u>163,334,094</u>

**19. RETIREMENT BENEFIT OBLIGATIONS**

The group pension arrangements are operated through defined contribution schemes.

**Defined contribution schemes**

	2023	2022
	£'000	£'000
Amount recognised as an expense	<u>50</u>	<u>60</u>

**NOTES TO THE ACCOUNTS (continued)**  
**FOR THE YEAR ENDED 31 DECEMBER 2023**

**20. OPERATING LEASE COMMITMENTS**

	2023	2022
	£'000	£'000
As a lessee:		
Total future minimum lease payments under non-cancellable operating leases:		
Within one year	-	-
From one to five years	143	143
	143	143

**21. RELATED PARTIES**

The group's investments in subsidiaries have been disclosed in note 24. DM Ltd considers A J Williams to be the ultimate controlling party by virtue of his majority shareholding at 31 December 2023. A J Williams is the only shareholder.

**Transactions:**

<u>Relationship</u>	<u>Sales of goods</u>		<u>Purchase of goods</u>		<u>Amounts owed to related party</u>		<u>Amount owed by related party</u>	
	2023 £'000	2022 £'000	2023 £'000	2022 £'000	2023 £'000	2022 £'000	2023 £'000	2022 £'000
Related companies of which A J Williams is a director	-	-	-	-	-	-	-	-
Directors:							2023	2022
							£	£
Aggregate emoluments							158,709	158,806

There was £85 (2022: £81) paid into Money Purchase Schemes included in the above figures.

The highest paid director received remuneration of £150,000 (2022: £150,000).

**NOTES TO THE ACCOUNTS (continued)  
FOR THE YEAR ENDED 31 DECEMBER 2023**

**22. FINANCIAL RISK MANAGEMENT**

The group's operations expose it to a number of financial risks. A risk management programme has been established to protect the group against the potential adverse effects of these financial risks. The financial risk environment for the group has not changed greatly over the year, the fact of having a net cash surplus has reduced exposure to interest rate variations.

**Credit risk** - The group invests some of its surplus funds in high quality liquid market instruments. The difference between the book and fair value of these instruments is not significant. To reduce the risk of counterparty default the group deposits the rest of its surplus funds in approved high quality banks. Concentrations of credit risk with respect to customers are limited due to the group's most significant customer debts being with PLCs and the remainder of the customer base being large and unrelated. The maximum exposure to credit risk is the trade receivables balance and cash at bank amounts disclosed in notes 14 and 15 respectively. No collateral is held as security on these amounts.

**Interest rate risk** - The board has considered the current LIBOR and decided not to enter into any financial instruments, such as interest rate fixes or swaps, for the time being. This would be reconsidered if the group entered into borrowing arrangements in future.

Financial instruments include trade receivables, trade payables, loans from related parties, assets held for resale and cash and cash equivalents that sum to an asset balance of £4,082k (2022: asset balance of £3,915k) which are treated as loans and receivables for IFRS 7 classification purposes. They would also include borrowings, if there were any, which would be treated as financial liabilities measured at amortised cost.

**Price risk** - The group holds investments at fair value through the profit and loss account valued at £3,735k (2022: £2,304k) therefore the group is exposed to price risk. Investments are in blue chip companies and tracker funds. These investments are categorised as Level 1, as defined by IFRS 7.

**Liquidity and cashflow risk** - The group maintains sufficient cash and marketable securities. Management review cashflow forecasts on a regular basis to determine whether the group has sufficient cash reserves to meet future working capital requirements and to take advantage of business opportunities.

The average creditor payment period is 17 days (2022: 14 days).

**Currency risk** - The group holds small balances in Euros. There is no significant exposure to exchange rate fluctuations.

It is the directors' opinion that the carrying value of the group's financial assets and liabilities are not materially different from their fair value. The fair value of financial assets and liabilities is assessed based on generally accepted pricing models based on discounted cashflow analysis.

The group's financial liabilities comprise only trade payables. Previous bank loans have been fully repaid. The group has no overdraft facilities. The trade payables are all payable within 3 months.

**NOTES TO THE ACCOUNTS (continued)**  
**FOR THE YEAR ENDED 31 DECEMBER 2023**

**23. CAPITAL MANAGEMENT**

The group manages capital by managing the amount of equity and debt funding in relation to the risks faced and investments being undertaken by the group at any given time and into the foreseeable future. The group's objectives when managing capital are:

- to safeguard the entity's ability to continue as a going concern, so that it can continue to provide returns for shareholders and benefits for other stakeholders, and
- to provide an adequate return to shareholders by pricing products and services commensurately with the level of risk.

The group sets the amount of capital in proportion to risk. The group manages the capital structure and makes adjustments to it in the light of changes in economic conditions and the risk characteristics of the underlying assets. In order to maintain or adjust the capital structure, the group may adjust the amount of dividends paid to shareholders, return capital to shareholders, issue new shares, or sell assets to reduce debt.

Net debt exposure in the context of likely future cash flows, earnings per share, a progressive dividend policy and a policy of growth by both organic means and acquisition are the elements of capital management given highest priority by the group. The group does not seek to maintain any particular debt to capital ratio but will consider investment opportunities on their merits and fund them in the most effective manner. The group seeks to fund investments by either equity or long term debt, whereas working capital requirements would preferably be funded by overdraft facilities as needed.

Quantitative data	<b>2023</b>	2022
	<b>£'000</b>	£'000
Cash and cash equivalents (as per note 15)	<b>345</b>	1,726
Financial assets at fair value (as per note 15)	<b>3735</b>	2,304
Net cash surplus plus financial assets at fair value	<b>4,080</b>	4,030
Equity (as per consolidated statement of changes in equity)	<b>7,466</b>	7,558

**24. INVESTMENTS IN SUBSIDIARIES**

Details of the subsidiary undertakings at the balance sheet date, all of which were incorporated in England, are as follows:-

<b>Name of Company</b>	<b>Class of Share</b>	<b>Nature of Business</b>	<b>Proportion of voting shares held</b>
Data Locator Group Ltd (DM Ltd owns 90% of the total shares in Data Locator Group Ltd)	Ordinary	Database	100%
Database Holdings Ltd	Ordinary	Database	100%
PDV Ltd	Ordinary	Database	100%
Accolade Publishing Ltd	Ordinary	Database	100%
Transactis 2017 Ltd	Ordinary	Database	100%
My Offers 2019 Ltd	Ordinary	Database	100%

The investments in Data Locator Group Limited, Accolade Publishing Limited, Transactis 2017 Limited and My Offers 2019 Ltd are held by Database Holdings Limited.

## **DM Ltd - Company only**

### **PARENT COMPANY FINANCIAL STATEMENTS**

The separate financial statements of DM Ltd are presented on pages 25 to 28, as required by the Companies Act 2006 ("the Act").

The group has elected not to adopt International Financial Reporting Standards in the individual company accounts for the parent company and subsidiary undertakings and accordingly these financial statements have been prepared under UK standards and in accordance with the Act. They are therefore presented separately to the group financial statements which have been prepared under International Financial Reporting Standards.



## INDEPENDENT ACCOUNTANTS REVIEW REPORT

We have reviewed the financial statements of DM Ltd for the year ended 31st December 2023, which comprise the Statement of Comprehensive Income, Balance Sheet, Statement of Changes in Equity and the related notes 1 to 12. The financial reporting framework that has been applied in their preparation is applicable law and United Kingdom Accounting Standards (United Kingdom Generally Accepted Accounting Practice), including Financial Reporting Standard 102 'The Financial Reporting Standard applicable in the UK and Republic of Ireland'.

This report is made solely to the company's directors, as a body, in accordance with our terms of engagement. Our review has been undertaken so that we might state to the directors those matters that we have agreed with them in our engagement letter and for no other purpose. To the fullest extent permitted by law, we do not accept or assume responsibility to anyone other than the company and the company's directors as a body for our work, for this report or the conclusions we have formed.

### **Directors' responsibility for the financial statements**

As explained more fully in the Directors' Responsibilities Statement set out on page three, the directors are responsible for the preparation of the financial statements and for being satisfied that they give a true and fair view.

### **Accountants' responsibility**

Our responsibility is to express a conclusion based on our review of the financial statements. We conducted our review in accordance with International Standard on Review Engagements (ISRE) 2400 (Revised), 'Engagements to review historical financial statements'. ISRE 2400 also requires us to comply with the ACCA code of ethics.

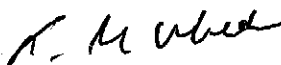
### **Scope of the assurance review**

A review of financial statements in accordance with ISRE 2400 (Revised) is a limited assurance engagement. We have performed additional procedures to those required under a compilation engagement. These primarily consist of making enquiries of management and others within the entity, as appropriate, applying analytical procedures and evaluating the evidence obtained. The procedures performed in a review are substantially less than those performed in an audit conducted in accordance with International Standards on Auditing (UK and Ireland). Accordingly, we do not express an audit opinion on these financial statements.

### **Conclusion**

Based on our review, nothing has come to our attention that causes us to believe that the financial statements have not been prepared:

- so as to give a true and fair view of the state of the company's affairs as at 31st December 2023 and of its profit for the year then ended;
- in accordance with United Kingdom Generally Accepted Accounting Practice, including Financial Reporting Standard 102 'The Financial Reporting Standard applicable in the UK and Republic of Ireland'; and
- in accordance with the requirements of the Companies Act 2006.



**Graham Wildin**  
For and on behalf of Wildin (Accountants & Auditors) Limited,

Lydney, UK  
3<sup>rd</sup> September 2024

**DM Ltd**  
**Company only**

**COMPANY BALANCE SHEET**  
**AT 31 DECEMBER 2023**

	Notes	2023 £'000	2022 £'000
<b>Fixed assets</b>			
Property, plant and equipment	4	3	3
Investments	5	29	29
		<u>32</u>	<u>32</u>
<b>Current Assets</b>			
Stock		-	-
Debtors	6	1,662	1,759
Current Asset Investments	7	3,735	2,304
Cash and bank		104	902
		<u>5,501</u>	<u>4,965</u>
<b>Creditors</b>			
Amounts falling due within one year	8	1,877	2,084
<b>Net current assets/(liabilities)</b>		<u>3,624</u>	<u>2,881</u>
<b>Total assets less current liabilities</b>		<u>3,656</u>	<u>2,913</u>
<b>Net assets</b>		<u>3,656</u>	<u>2,913</u>
<b>Capital and reserves</b>			
Called up share capital	9	1,633	1,633
Capital redemption reserve	10	46	46
Share premium	10	3,685	3,685
Merger reserves	10	2,286	2,286
Available for sale fair value reserve	10	410	(596)
Profit and loss account	10	(4,404)	(4,141)
<b>Shareholders' funds</b>		<u>3,656</u>	<u>2,913</u>


For the financial year ended 31st December 2023 the company was entitled to exemption under s477 of the Companies Act 2006 relating to small companies.

No members have required the company to obtain an audit of its accounts for the year ended 31st December 2023 in accordance with section 476 of the Companies Act 2006.

The directors acknowledge their responsibility for complying with the requirements of the Act with respect to accounting records and for the preparation of accounts.

These accounts have been prepared in accordance with the provisions applicable to companies subject to the small companies' regime.

The financial statements were approved and authorised for issue by the Board of Directors on 3<sup>rd</sup> September 2024 and were signed on its behalf by:



A J Williams  
Director

**DM Ltd  
Company only**

**NOTES TO THE FINANCIAL STATEMENTS**

**1. ACCOUNTING POLICIES**

**Basis of preparation**

The financial statements have been prepared under the historical cost convention and in accordance with the Financial Reporting standard for Smaller Entities (effective January 2016).

**Turnover**

Turnover represents net invoiced sales of goods, excluding value added tax.

**Deferred tax**

Deferred tax is recognised in respect of all timing differences that have originated but not reversed at the balance sheet date.

**Investments**

Investments are included at cost less provision for impairment.

**Current Asset Investments**

Current asset investments are revalued at open market value at the balance sheet date and the movements in value are recorded in a separate reserve account.

**2. PROFIT AND LOSS ACCOUNT**

The Company loss for the year is £263,379 (2022: loss of £217,767). As permitted by s 408 of the Companies Act 2006, a separate profit and loss account has not been prepared.

**3. AUDITOR'S REMUNERATION**

	<b>2023</b>	<b>2022</b>
	<b>£'000</b>	<b>£'000</b>
Fees payable to Company's auditor for the audit of the Company's accounts	-	-

**4. PROPERTY, PLANT & EQUIPMENT**

	<b>Furniture and Fittings £'000</b>
<b>Cost</b>	
As at 1 January 2023	15
Additions	0
<b>As at 31 December 2023</b>	<b>15</b>
<b>Accumulated depreciation</b>	
As at 1 January 2023	12
Depreciation	0
As at 31 December 2023	12
Closing carrying value at 31 December 2023	<b>3</b>

**5. FIXED ASSET INVESTMENTS**

	<b>Investments £'000</b>
<b>Cost</b>	
At 1 January 2023 and at 31 December 2023	6,059
<b>Impairment charge in 2023</b>	-
<b>Net Book Value</b>	
At 31 December 2023	-
At 31 December 2022	<b>29</b>

**DM Ltd**  
**Company only**

**NOTES TO THE FINANCIAL STATEMENTS (continued)**

**5. FIXED ASSET INVESTMENTS (continued)**

Details of the subsidiary undertakings at the balance sheet date, all of which were incorporated in England, are as follows:

Name of Company	Class of Share	Nature of Business	Proportion of voting shares held
Data Locator Group Ltd	Ordinary	Database	100%
Database Holdings Ltd	Ordinary	Database	100%
PDV Ltd	Ordinary	Database	100%
Accolade Publishing Ltd	Ordinary	Database	100%
Transactis 2017 Limited	Ordinary	Database	100%
My Offers 2019 Ltd	Ordinary	Database	100%

All trading subsidiaries are included in the consolidation.

The investments in Data Locator Group Limited, Accolade Publishing Limited, Transactis 2017 Limited and My Offers 2019 Ltd are held by Database Holdings Limited.

**6. DEBTORS**

	2023 £'000	2022 £'000
Due from group undertakings	1,662	1,759
	<u>1,662</u>	<u>1,759</u>

**7. CURRENT ASSET INVESTMENTS**

	2023 £'000	2022 £'000
Listed investments	3,735	2,304
	<u>3,735</u>	<u>2,304</u>

**8. CREDITORS: AMOUNTS FALLING DUE WITHIN ONE YEAR**

	2023 £'000	2022 £'000
Trade creditors	3	3
Taxation and social security	12	11
Amount owed to Group undertakings	1,843	2,048
Amounts owed to related parties	-	-
Accruals	19	22
	<u>1,877</u>	<u>2,084</u>

**9. CALLED UP SHARE CAPITAL**

	2023 £'000	2022 £'000
<b>Allotted, issued and fully paid</b>		
163,334,094 Ordinary Shares of 1p each	1,633	1,633
	<u>1,633</u>	<u>1,633</u>

**DM Ltd**  
**Company only**

**NOTES TO THE FINANCIAL STATEMENTS (continued)**

**10. RESERVES**

	Profit and Loss Account £'000	Capital Redemption Reserve £'000	Share Premium £'000	Merger Reserves £'000	Fair Value Reserve £'000	Totals £'000
At 1 January 2023	(4,141)	46	3,685	2,286	(596)	1,280
Profit/(loss) for the year	(263)					(263)
Movement on current investments fair value reserve					1,006	1,006
At 31 December 2023	<u>(4,404)</u>	<u>46</u>	<u>3,685</u>	<u>2,286</u>	<u>410</u>	<u>2,023</u>

**11. RECONCILIATION OF MOVEMENT IN SHAREHOLDERS' FUNDS**

	2023 £'000	2022 £'000
(Loss)/Profit for the financial year	(263)	(207)
Movement on current investments fair value reserve	1,006	(464)
Net movement on shareholders' funds	<u>743</u>	<u>(671)</u>
Opening shareholders' funds	<u>2,913</u>	<u>3,584</u>
Closing shareholders' funds	<u>3,656</u>	<u>2,913</u>

**12. RELATED PARTIES**

The group's investments in subsidiaries have been disclosed in note 5. DM Ltd considers A J Williams to be the ultimate controlling party by virtue of him being the only shareholder.

The company has taken advantage of the exemptions granted by the Financial Reporting Standard for Smaller Entities (effective January 2016) not to disclose transactions with Group companies.

	2023 £	2022 £
Directors:		
Aggregate emoluments	<b>158,709</b>	158,806

The above includes £nil (2022: £nil) contributed to a Money Purchase Pension Scheme for A J Williams.